

# Shodo

We are going to tell you about calligraphy.

Calligraphy is called "shodo" in Japan. Shodo came from China during the Heian Period. The Heian Period was 1000 years ago. Japanese people usually do shodo when they are in elementary school.

Shodo is to write kanji, so calligraphy is interesting.

Calligraphy resembles overseas art. We need ink, papers, and a brush. We call the paper Hanshi. Today, we are going to tell you how to write "Nihon."

We are going to tell you about what you need to practice calligraphy. We need a brush, liquid ink, an ink stone, newspaper, Japanese paper, and a paper weight. We can do it on the desk or floor. Put an ink



stone, on the right side of the desk. In the middle of the desk, put a calligraphy underlay and put Japanese paper on top of the calligraphy underlay. Then, put a paper weight on the top of the paper.

The paper weight is used to hold down the paper while you write. After that, pour some liquid

ink in the ink stone. Now, I will be to write with a brush. Before that, hold the brush with your right hand and put only the tip of the brush in the liquid ink. Finally, write the characters on the paper. There is no winning or losing in calligraphy because shodo is an art.


Shodo is very difficult, but if you practice it many times, you will be able to write it well. We need a lot of things when

## Calligraphy Art




we do shodo, and I hope that you will like doing shodo.

Now, we will write "Nihon". Nihon means "Japan". We are going to tell you how to write "ni". "Ni" means "sun". First, draw a vertical line on the left side. Next, at the left corner of the vertical line, draw a horizontal line which crosses and then another vertical line at right side. Next, in the middle of the left vertical line, draw another horizontal line across to the other line. Last, connect the vertical lines with a horizontal line. Now you are finished making "ni".



Next, we are going to tell you about how to write "hon". "Hon" means "origin".



"Hon"

First, draw a horizontal line near the top of a paper. Next, draw a vertical line down the middle of the horizontal line so that you make a cross. Next, where the lines cross, draw a short diagonal line which curves to the left.

Next, do the same to the other side. Finally, draw a short horizontal line just under two lines. Now you are finished making "hon".

Shodo is one of the Japanese culture.

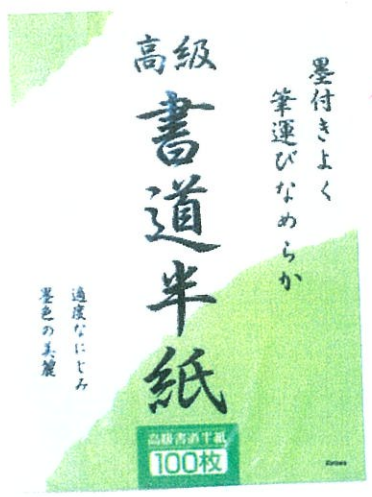
It is fun to look at and write. First, I need a lot of things to do shodo. For example, we

need a brush, liquid ink, an ink stone, paper, news paper, Japanese paper, and a paperweight.  
 Second, we will tell you how to write the Kanji for "Nihon" means "Japan". I hope that you will do shodo. Shodo can be written easily by all people. Lets do shodo together!




A brush is called "hude" in Japan.

liquid ink is called "bokuju" in Japan.




Japanese paper is called "hanshi" in Japan

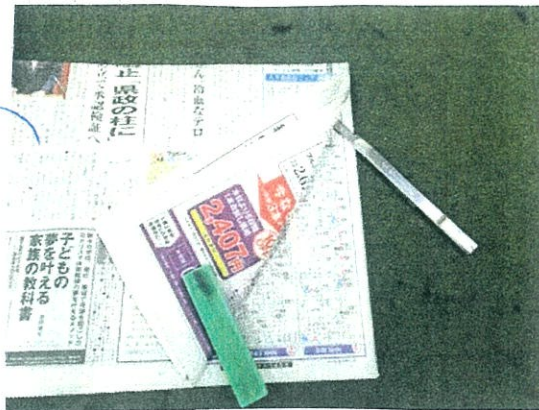
Paper weight is called  
"bunchin" in Japan.



Ink stone  
is called  
"suzuri" in  
Japan.



News paper  
is called  
"shinbunshi"  
in Japan.



Calligraphy  
underlay is called  
"shitajiki" in  
Japan.